

Franklin – Bingham Farms POLICE DEPARTMENT



32311 Franklin Rd
Franklin, Michigan 48025
Administration - (248) 626-9672
Dispatch – (248) 626-5444



The Franklin-Bingham Farms Police Department is staffed 24 hours a day seven days a week, and for all ***EMERGENCIES DIAL 9-1-1.***

The police station is located at 32311 Franklin Rd, on the southwest corner of Franklin Rd and Carol St. The front lobby and the administrative office is open weekdays from 9 am to 5 pm. Police administrative number (248) 626-9672.

For non-emergency police response, please call the Police Dispatch Center at (248) 626-5444.

There is also a telephone located next to the front door of the station that will put you in direct contact with the dispatch center in the event of an emergency.

Additional information can be obtained on the Franklin Village website:
<http://www.franklin.mi.us/Government/Police/OverviewPolice.asp>

This website includes:

- Police Department Annual Report
- Special Local Crime Bulletins
- Crime Prevention Tips
- Vacation House Check Request Forms
- OakGov Message Delivery System (Crime Notification System)
- Mobile Watch Program

We also encourage you to sign-up for the OakGov Message Delivery System:
<http://www.franklin.mi.us/Government/Police/EmailAlertProgram.asp>



When you have a chance please stop by and visit us. If you have any questions please do not hesitate to give us a call.

Patrick Browne – Chief of Police
Administrative Number – (248) 626-9672
Fax Number – (248) 538-5450

RESIDENTIAL BURGLARY PREVENTION



Burglary victims often feel vulnerable and violated, as their personal space has been invaded. Residential burglaries statistically occur during the day while families are at work or school. Most recently here in the Franklin-Bingham Farms communities we have experienced this scenario as well. The most common entry technique for these daytime invasions has been through unlocked doors.

Unfortunately, it is hard to catch burglars in the act and harder to catch them after the fact. While residential burglaries seem random in nature, there is a simple selection process. Occupied or unoccupied homes with easy or concealed access and quick escape routes are targeted. Once inside burglars look for small expensive items that are easily traded for cash. Favorite items include cash, jewelry, laptop computers, small electronic devices and guns.

Suspected burglars have divulged a few of their secrets to police departments on “what a burglar won’t tell you”. Here are a few examples:

- Hey, thanks for letting me use your bathroom when I was working in your yard last week. While I was in there, I unlatched the back window to make my return a little easier.

- I always knock first. If you answer, I’ll ask for directions somewhere or offer to clean your gutters. (Don’t take me up on it.)
- I’m not complaining, but why would you pay all that money for a fancy alarm system and then leave your house without setting it?
- The two things I hate most: loud dogs and nosy neighbors.
- If it snows while you’re out of town, get a neighbor to create car and foot tracks into the house. Virgin drifts in the driveway are a dead giveaway.

Protect yourself and make your home a less likely target with the following ideas:

Bright Ideas:

- Install lights by all exterior doors. Use these lights at night.
- Install outside light fixtures where bulbs are hard to reach.
- Illuminate house numbers for quick emergency services response.
- Trim bushes back from doors and windows. Don’t give burglars a place to hide.

Vehicle Smarts:

- Close the garage door and cover windows, so no one can see inside.
- If the vehicle cannot be parked in the garage be sure and lock all doors and hide the garage door opener from view.

Doors & Windows:

- Change the locks when moving into a new residence.
- Always keep your doors and windows locked. If you are working outside in your yard also lock all doors which are not visible from your work location.
- Always activate your alarm system prior to leaving home regardless of the duration of time which you will be away.
- Use solid core or metal exterior doors.
- Install four-screw strike plates with three –inch screws to penetrate the wood frame, Use dead bolt locks on all exterior doors.
- Add auxiliary track-type locks, removable drop bars, wooden dowels, or pinning devices to windows and sliding glass doors.
- If you have “French Door” style exterior doors, secure the non-active door by installing header and foot bolts w/ 1-inch throws.

Landscaping:

- Trim tree branches 7 feet off the ground.
- Prune shrubs to not exceed 3 feet above the ground.
- Use motion sensors and/or photocells on exterior floodlights.

Personal Information:

- Keep all valuables in a home safe, which has been secured to a floor or interior wall.
- Shred all personal documents prior to disposal.

Dealing With Strangers:

- Never let strangers enter your home.
- Be cautious of any unsolicited “door to door” home improvement contractors.
- Verify any workers identity by employer issued ID cards and/or by calling their employer.
- Never give keys to workers.
- Never leave notes for anyone on the door.

While on Vacation:

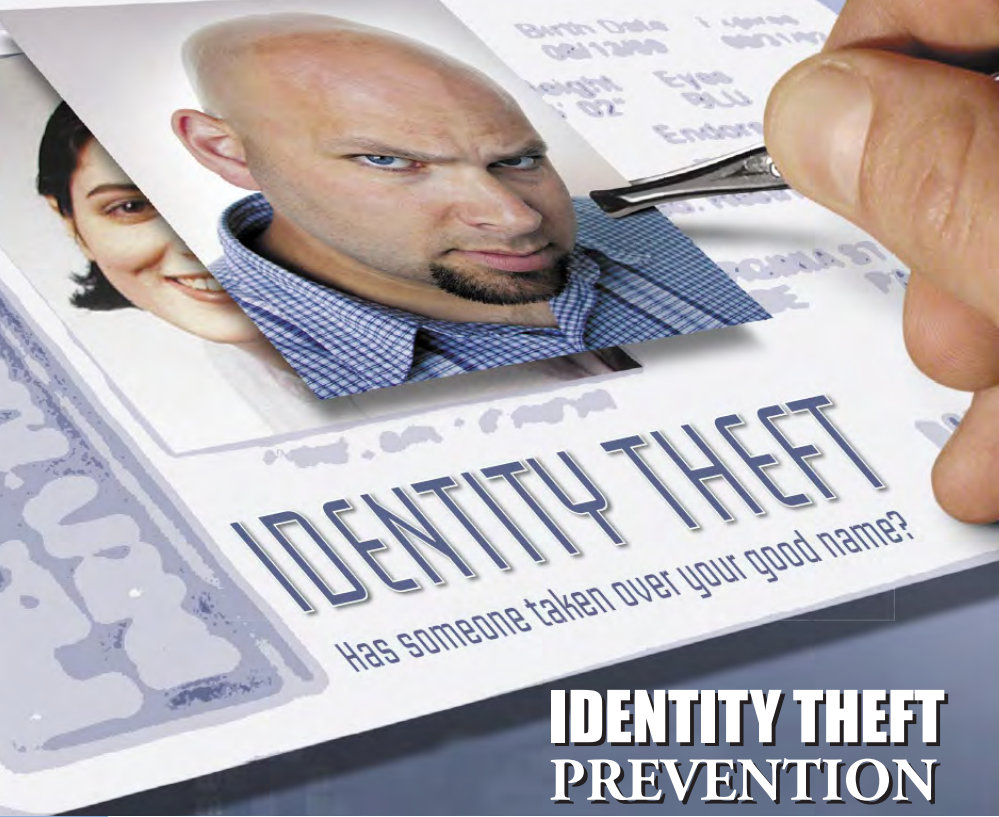
- Hire a house sitter (preferably a friend or family member).
- Install a UL approved and monitored residential alarm system.
- Park a neighbor’s car in your driveway.
- Use timers on indoor lights to give the impression you are home.
- Temporarily suspend all newspaper and mail deliveries until you return. Don’t allow newspapers to collect on your driveway.
- Consider leaving a radio on which can be heard by anyone standing at your front door.
- Visit the Franklin-Bingham Farms Police Department and fill out a Vacation Home Check request form.

Consider joining your local Mobile Watch Group, contact the Franklin/Bingham Farms Police Department for more information.

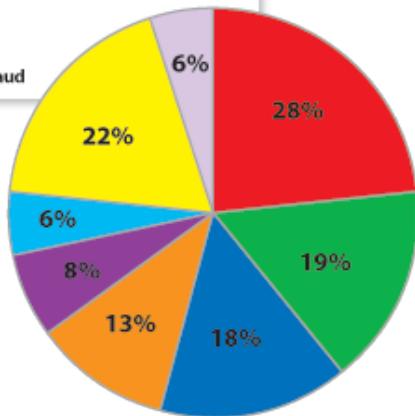
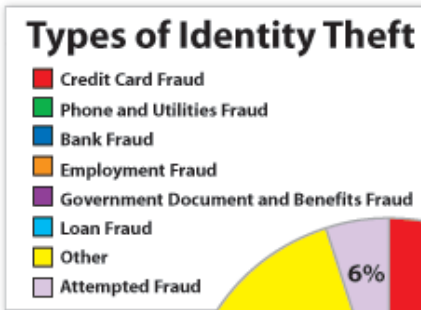


Protect Your Personal Property with these Preventive Tips!

- Always lock all doors.
- Verify all windows are closed.
- Use your car alarm.
- Park in heavily traveled and highly visible areas.
- While shopping, park as close to the store entrance as possible.
- Place all packages in your trunk; if you must continue to shop move your vehicle to another location.
- Don’t leave valuables in vehicle, including purses and wallets.
- Keep portable electronic devices such as GPS and Laptop Computers hidden and out of sight.
- Don’t think it can’t happen to you – act before, not after the crime.
- If possible, park your vehicles in your garage.
- If you cannot park your vehicle in your garage, then don’t leave the garage door opener where it can easily be retrieved by a thief.
- Keep vehicle registration and insurance documents containing your name and address in your purse or wallet or in a place where a thief cannot find them inside your vehicle.
- Immediately report any suspicious activity to the Franklin/Bingham Farms Police Department @ 248-626-5444.



IDENTITY THEFT PREVENTION



What is Identity Crime?

Identity crime is the illegal use of another's personal information, such as a credit card number, social security number or driver's license number to commit fraud or other crimes.

How can you avoid becoming a victim?

To reduce or minimize the risk of becoming a victim just remember the word "**SCAM**".

- "**S**" - Be **Stingy** about giving out your information to others unless you have a reason to trust them.
- "**C**" - **Check** your financial information regularly, and look for what should be there and what shouldn't.
- "**A**" - **Ask** periodically for a copy of your credit report.
- "**M**" - **Maintain** careful records of your banking and financial accounts. Shred all financial documents containing personal information prior to disposal.

Visit the following websites for additional information:

- Order a copy of your credit report once a year from:
www.annualcreditreport.com
- U.S. Department of Justice:
<http://www.justice.gov/criminal/fraud/websites/idtheft.html>
- "Looks Too Good to Be True":
<http://www.lookstoogoodtobetrue.com/>

Informational brochures are also available at the Franklin/Bingham Farms Police Department.

Crime Prevention for Senior Citizens



Senior citizens currently represent the most rapidly growing segment of the population in the United States. Currently, one in every eight Americans is age 65 or older, a total of more than 35 million. By year 2025 this number will increase to an estimated 62 million. Although national surveys indicate senior citizens represent a relatively low victimized age group, they often exhibit the greatest fear of crime.

PERSONAL SAFETY is very important because seniors are often alone or more trusting, they are frequently viewed as vulnerable and easy prey by criminals. Here are a few tips to help you from becoming a victim:

- Remain alert while in parking lots, entering or leaving buildings and treat public restrooms and elevators as potential dangerous areas.
- Utilize the “buddy system” when leaving home on errands and shopping trips.
- Always trust your instincts, especially if you feel something is wrong about a situation or person that you feel poses a threat.
- Never open your door to strangers, including door to door solicitors. If you feel something is wrong contact the police department immediately.

FRAUD – If it’s “too good to be true”, it probably is!

- Never give out your credit card, bank account and/or social security numbers to anyone who has called or e-mailed you purporting to need this information.
- Beware of “sure thing” investment opportunities, or persons asking you to front “good faith” money or to provide bank account information for money transfers.
- Beware of door to door or telephone salespersons who use high-pressure tactics. Demand written estimates and time to review all contracts prior to signing.

IDENTITY THEFT is the illegal use of your personal financial information. This can occur in wide variety of ways:

- Theft of a credit card or account information from your mailbox or trash, always treat your credit and debit cards as “cash”.
- Always shred all financial documents prior to their disposal.
- Unsecured online financial activity, install protective software on your computer.
- Always monitor your accounts and credit information regularly and immediately report any irregularities.

Visit the following websites for more information:

- <http://tiny.cc/v9vx0>
- <http://tinyurl.com/cwhpasc> (PDF Download)



CYBER CRIME

WHAT IS CYBER CRIME?

It is any criminal act dealing with the illegal use of computers and networks (a.k.a. – hacking). Additionally, a cyber crime also includes traditional crimes conducted through the Internet.

The U.S. Department of Justice categorizes computer crime in three ways:

- The computer as a target - attacking the computers of others (spreading viruses is an example).
- The computer as a weapon - using a computer to commit “traditional crime” that we see in the physical world (such as fraud or illegal gambling).
- The computer as an accessory - using a computer as a “fancy filing cabinet” to store illegal or stolen information.

The FBI provides valuable information on their website. Visitors can look at Cyber Crime and see some examples of the types of crimes they investigate.

<http://www.fbi.gov/about-us/investigate/cyber>

“Scams & Safety”

From the FBI homepage, visitors can select this link from the toolbar and see a variety of resources including how to protect your kids, your computer, and your workplace from dangerous criminals along with other items of information.

<http://www.fbi.gov/scams-safety/>

The Internet Crime Complaint Center (IC3) is a partnership between the FBI and National White Collar Crime Center, it serves as a means to receive internet related criminal complaints, and to further research, develop, and refer criminal complaints to federal, state, local, or international law enforcement and/or regulatory agencies for any investigation they deem appropriate.

The FBI refers people to the IC3 website if they were a victim of losses that do not meet statutory or local US Attorney loss requirements to open an investigation. IC3 serves as a mechanism to identify common links between victims that after aggregation, meet the loss requirements. Also included on this website are links discussing “Internet Crime Prevention Tips”, “Internet Crime Schemes” and other links that aid in preventing people from becoming victims.

<http://www.ic3.gov>

<http://www.lookstoogoodtobetrue.com>

This website was created to help educate consumers and those who use the Internet from becoming a victim of a variety of Internet Fraud schemes. Users visiting this website will find a variety of links but one of the most useful links is “Types of Fraud”. This link discusses a variety of Fraud Types including Auction Fraud, Counterfeit Fraud, On-line Advertising Fraud, Pharmacy Fraud, Software Fraud, and Sweepstake/Lottery Fraud.

Here are some additional valuable tips:

- Regularly update your computer. Learn the software on your computer so you can be sure you regularly update and patch all software.
- It is recommended that users do not click on embedded links found in emails. Instead users should open their web- browser and type in the URL to the website they wish to visit.
- It is also recommended that users never open any email attachments which they receive from unknown senders.



Additional Safety Tips

Don't Leave It Running

Each year as the season changes and the temperatures get colder, many drivers want to start their vehicles to warm them up before driving in the morning. (Many newer vehicles are equipped with remote starters that will shut-down the engine in the event that the vehicle is placed into gear without the ignition key in place.)

Never leave your car running unattended even if you will only be gone for a minute. Vehicles are commonly stolen at convenience stores, gas stations, ATM's, etc.

Winter Driving Tips

Prior to driving be sure to clear any "ice and snow" off your entire vehicle, not just a little peephole in the windshield. Visibility is very important especially during poor weather conditions.

Invest in a good snowbrush/ice scraper. Make sure every glass surface is clear. Also don't forget your side-view mirrors and all your lights as well. Also be sure your wiper blades clean the windshield well enough to allow you to see clearly. Carry an extra bottle of windshield washer fluid in your trunk because on snowy days you can easily go through half a gallon or more of windshield washer fluid just trying to keep your windshield clean.

Carrying a blanket, bag of sand (for traction) and a shovel in your trunk are also good ideas - in case you become stuck and/or stranded. Also don't forget your cell phone, to call for assistance if stranded.



Personal Safety:

- Always pay attention to your surroundings. Be aware of your environment.
- Consider shopping with others, there is safety in numbers.
- Avoid walking alone in dark, isolated areas such as back parking lots.
- Keep your purse or wallet close to your body.
- Avoid carrying too many bags or packages. Keep your hands as free as possible.
- Avoid carrying large amounts of cash – use a credit / debit card when possible.
- Avoid using ATM machines located in isolated areas; also protect your PIN number.
- Be careful to protect your identity. If you notice any unusual activity on your accounts report them to your banking institution.
- Young children should always be accompanied by an adult while shopping.

Protect Your Vehicle:

- Lock all your doors.
- Always park in well-lighted non-isolated areas.
- Never leave a running vehicle unattended.
- Remove all your personal property from vehicle including packages and gifts.
- Always place your purchases in the trunk, if you need to continue to shop move your vehicle to another location.

Secure Your Home:

- Lock all doors and windows and activate your alarm system every time you leave home.
- Keep landscaping trimmed away from your windows, so that your home is visible.
- Turn on exterior lights every night; consider installing motion sensors on these lights.
- Keep gifts and expensive property out of plain view from the outside.
- Do not place empty cartons or boxes from expensive items such as computers, TV's etc at the curb for trash pick-up. Because they advertise what is in your home, if possible cut them up or turn them inside out.
- If you are traveling and will be away for an extended period of time submit a "Vacation House Check" request to the Franklin/Bingham Farms Police Department.
- Cancel all newspapers and mail deliveries; also make arrangements for snow removal from your driveway and sidewalks.
- Consider placing a few interior lights on timers to randomly turn "on and off", to make it look like someone is home.



***This information has been provided by the
Franklin – Bingham Farms Crime Prevention Committee***